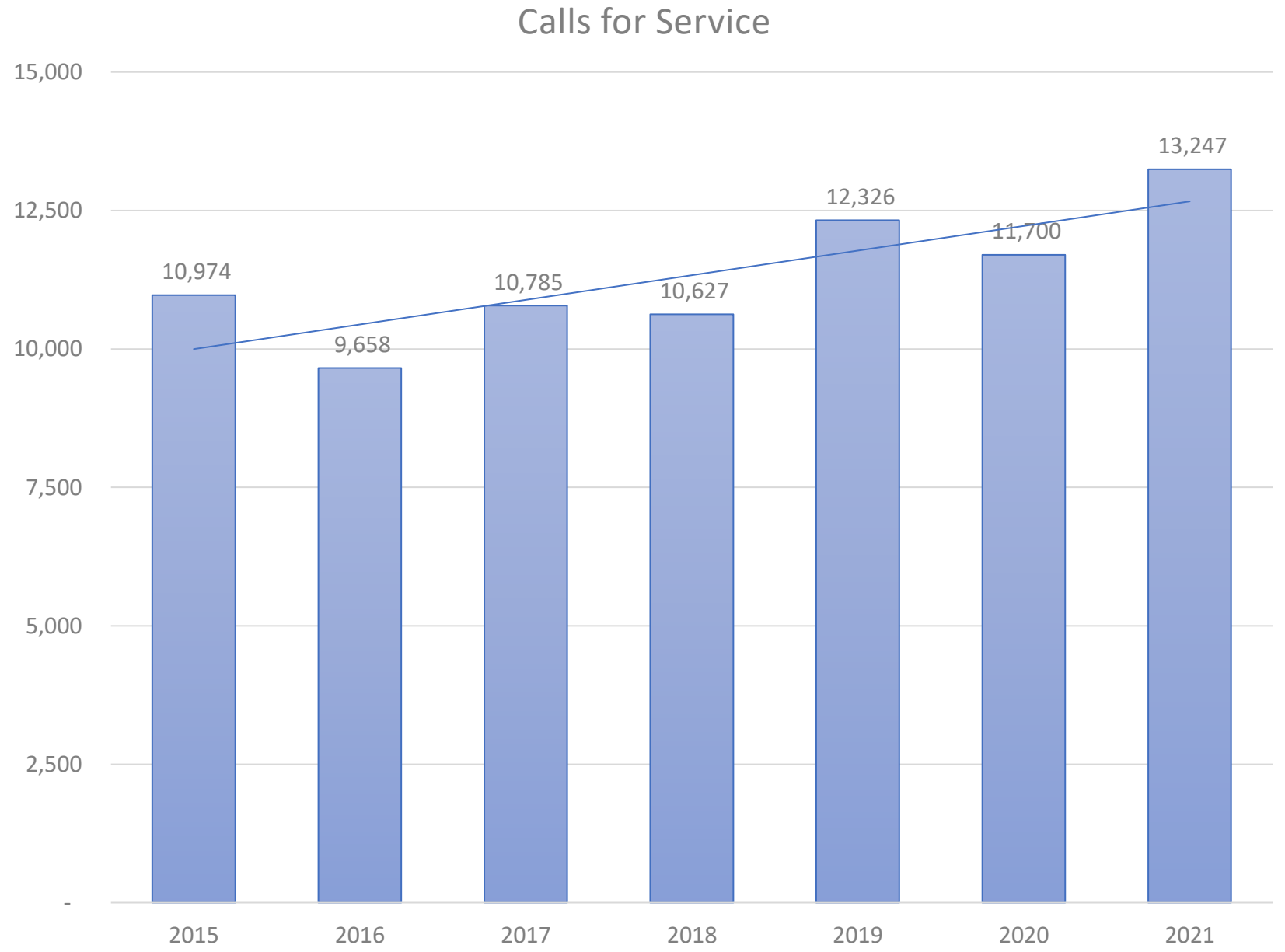




Crimes/Calls
for Service/
Staffing Data

Fairfield Township Police Department

Calls for Service

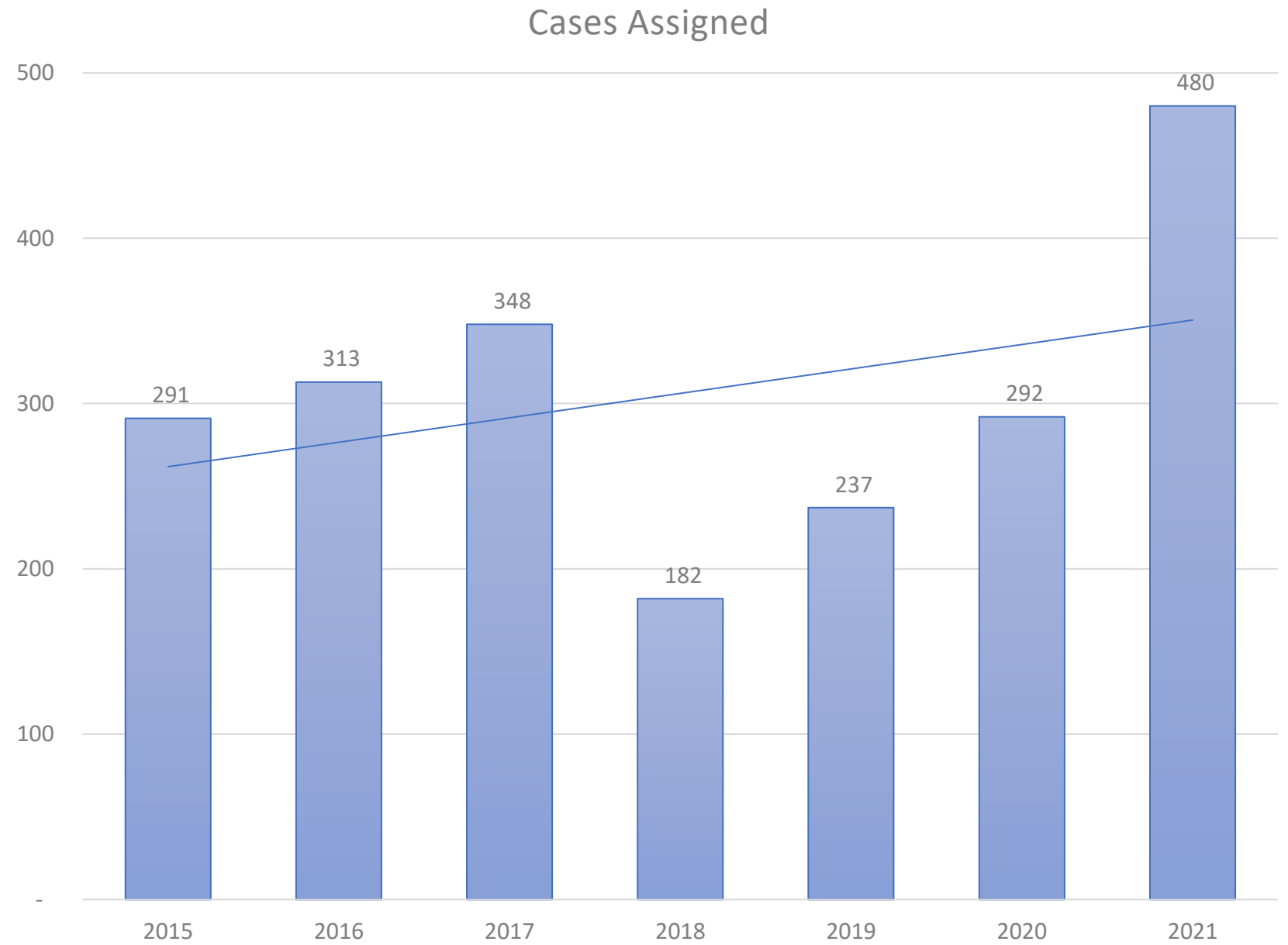




Calls for Service Types

- There are 167 different CFS types provided from the CAD
- Higher numbers include:
 - 911 hang-ups/open lines which may or may not equate to a crime
 - Traffic stops
 - Civil serve paperwork
 - Traffic crashes
 - Reckless operator reported
 - Welfare checks
 - Alarms (business and residential)
 - Extra patrol requests (e.g., for reported crimes, concerns, problems)
 - Suspicious persons/vehicles
 - Lock-outs
 - Thefts
 - Fraudulent activity
 - Unwanted persons/disputes/harassment/domestic
 - Emotionally Disturbed Persons (EDPs)

Cases Assigned






Crimes Reported

• Larceny – Theft	3,829
• Assault Offenses	1,235
• Destruction/Damage/Vandalism	727
• Drug/Narcotic Offenses	596
• Drug/Equipment Violation	581
• Trespass of Real Property	527
• Fraud Offenses	467
• Driving Under the Influence	377
• Burglary/B&E	295
• Runaway	160
• Motor Vehicle Theft	30
• Liquor Law Violations	25
• Disorderly Conduct	23
• All Other Offenses	<u>2,144</u>
Total	11,016



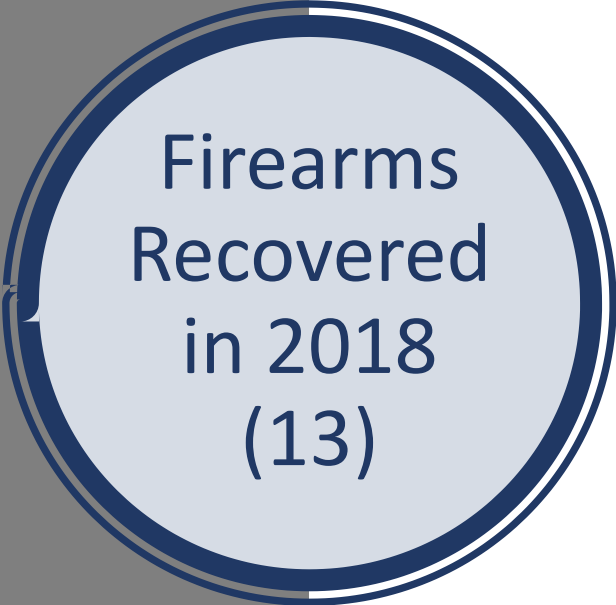
Age Range of
Complainant/
Victims

- All ages
- Accurate data is not available based on the extraction of juvenile information from reports
- A call for service (CFS) may lead to no complaint or multiple complaints
- A call for service (CFS) may lead to significant staffing hours for uniform officers and/or detectives
 - Shootings, cuttings, suicides, bank robberies, etc.



Firearms
Recovered
in 2017
(7)

17-03-0033	found
17-03-0040	suicide
17-07-0045	aggravated menacing
17-07-0071	homicide/suicide
17-08-0245	domestic violence
17-09-0016	aggravated menacing
17-11-0112	aggravated menacing



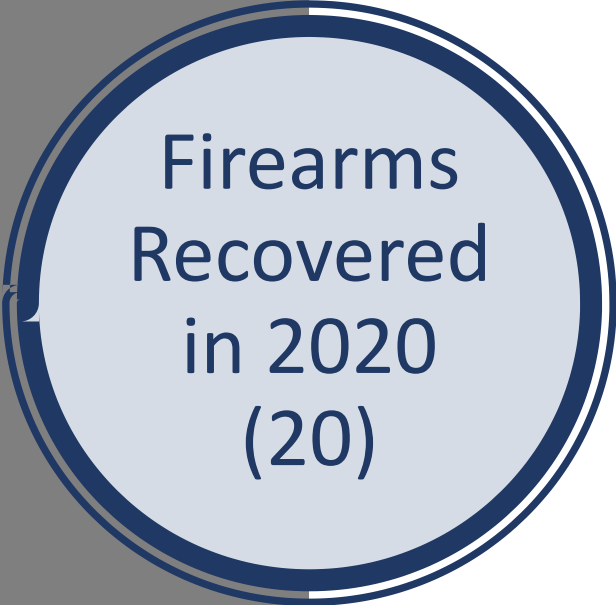
Firearms
Recovered
in 2018
(13)

18-01-0060	aggravated menacing
18-01-0127	suicide
18-03-0038	improper handling of firearm in motor vehicle
18-03-0135	DV
18-04-0211	found
18-05-0171	suicide
18-07-0127	improper handling of firearm in motor vehicle
18-07-0197	homicide
18-09-0191	safekeeping
18-10-0072	CCW
18-11-0133	safekeeping
18-12-0206	CCW
18-12-0227	homicide (4 guns)



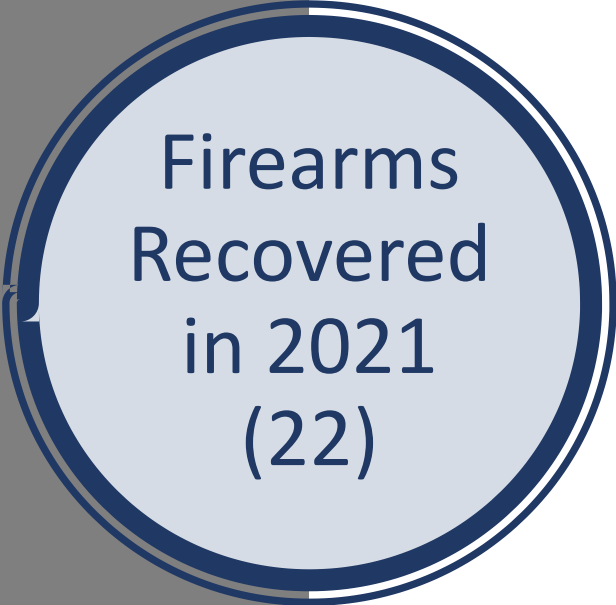
Firearms
Recovered
in 2019
(72)

19-03-0114	found
19-03-0117	DV/inducing panic (confiscated 61 firearms- handguns/shotguns/rifles/ assault guns, thousands of rounds of ammo....1 gun destroyed, everything else returned)
19-05-0059	improper handling of firearm in a motor vehicle (2 guns)
19-05-0092	inducing panic (2 guns)
19-05-0131	CCW
19-06-0027	improper handling of firearm in a motor vehicle
19-06-0234	improper handling of firearm in a motor vehicle
19-07-0011	safekeeping
19-07-0029	safekeeping
19-08-0063	safekeeping
19-09-0080	inducing panic
19-10-0198	improper handling of firearm in motor vehicle



Firearms
Recovered
in 2020
(20)

20-01-0228	aggravated assault (1 handgun/ 1 assault rifle)
20-05-0032	improper handling of firearm in a motor vehicle
20-05-0106	drug arrest
20-05-0125	improper handling of firearm in motor vehicle
20-06-0033	improper handling of forearm in motor vehicle
20-06-0043	safekeeping
20-06-0053	DV
20-06-0154	improper handling of firearm in motor vehicle
20-07-0172	improper handling of firearm in a motor vehicle
20-08-0073	possess weapon under disability/child endangering
20-09-0135	improper handling of firearm in motor vehicle
20-09-0173	safekeeping
20-09-0203	discharge weapon while intoxicated
20-10-0155	improper handling of firearm in motor vehicle
20-10-0184	safekeeping
20-11-0154	improper discharge of firearm
20-11-0186	safekeeping
20-11-0197	safekeeping
20-12-0031	CCW/inducing panic
20-12-0095	suicide (1 handgun, 1 shotgun, 1 pellet rifle)



Firearms
Recovered
in 2021
(22)

21-01-0170	improper handling of firearm in a motor vehicle
21-03-0028	discharge firearm into habitation (3 handguns/1 assault rifle)
21-03-0097	suicide
21-04-0016	safekeeping
21-04-0175	found
21-05-0143	safekeeping
21-06-0148	found
21-08-0143	confiscated shotgun-serial number filed off
21-08-0230	found gun- released to Hamilton PD for homicide investigation
21-09-0012	aggravated menacing
21-09-0088	CCW/possess weapon under disability
21-09-0172	improper handling of firearm in motor vehicle/possess weapon under disability
21-10-0003	suicide
21-11-0157	improper handling of firearm in motor vehicle
21-11-0171	safekeeping (3 handguns)
21-11-0175	suicide
21-12-0135	confiscated .22 rifle-serial number filed off

FAIRFIELD TOWNSHIP POLICE DEPARTMENT Property Submission Forms (Drugs)



MARIJUANA			ALL OTHERS			
Year	#	Weight	#	Powder	Crystal	Pills
2017	55	465.3 grams	73	52.5 grams	20.6 grams	902
2018	55	214.6 grams	64	66.4 grams	43.1 grams	279
2019	84	685.3 grams	101	194.3 grams	395.1 grams	172
2020	52	1,065 grams	59	44.4 grams	65.1 grams	327
2021	68	889.7 grams	38	335.1 grams	42.5 grams	56

2019 - CITIES & TOWNSHIPS – Township to Township Comparison Slide

Full-time in Ohio cities and townships

City	Population	Total law enforcement employees	Total officers	Total civilians	Officers per/1000 population
Mifflin Township	2,632	10	10	-	3.80
Perry Township, Franklin County	3,788	12	11	1	2.90
Butler Township	7,819	18	17	1	2.17
Bath Township, Summit County	9,659	28	21	7	2.17
German Township, Montgomery County	2,897	6	6	-	2.07
Russell Township	5,219	11	10	1	1.92
Perkins Township	11,687	23	22	1	1.88
Perrysburg Township	13,013	31	24	7	1.84
Sugarcreek Township	8,494	17	15	2	1.77
Hubbard Township	5,306	10	9	1	1.70
Milton Township	2,439	4	4	-	1.64
Liberty Township	11,420	18	18	-	1.58
Beaver Township	6,415	14	10	4	1.56
Springfield Township, Mahoning County	6,415	10	10	-	1.56
Sylvania Township	29,754	60	43	17	1.45
Catawba Island Township	3,556	5	5	-	1.41
Miami Township, Montgomery County	29,188	44	41	3	1.40
Hinckley Township	8,076	12	11	1	1.36
Oxford Township	2,224	3	3	-	1.35
Copley Township	17,309	22	21	1	1.21
Shawnee Township	12,056	20	14	6	1.16
Fairfield Township	22,956	25	23	2	1.00
Clearcreek Township	16,070	17	16	1	1.00
Poland Township	11,859	11	11	-	0.93
Colerain Township	59,479	61	53	8	0.89
Madison Township, Franklin County	19,682	18	17	1	0.86
American Township	12,050	1	1	-	0.08



Population
sample (+/-);
Sorted by
“Per
Population”

Monroe	16,531	42	32	10	1.94
Streetsboro	16,561	35	29	6	1.75
Defiance	16,601	34	30	4	1.81
Mount Vernon	16,663	34	31	3	1.86
Norwalk	16,903	31	24	7	1.42
East Cleveland	17,001	42	41	1	2.41
Copley Township	17,309	22	21	1	1.21
New Philadelphia	17,434	26	22	4	1.26
Tiffin	17,498	39	29	10	1.66
Tallmadge	17,583	29	25	4	1.42
Steubenville	17,768	43	38	5	2.14
Eastlake	18,074	35	24	11	1.33
Niles	18,222	42	36	6	1.98
Mayfield Heights	18,519	50	39	11	2.11
Berea	18,573	31	29	2	1.56
Forest Park	18,673	43	36	7	1.93
Springboro	18,975	33	29	4	1.53
Sylvania	19,046	40	33	7	1.73
Madison Township, Franklin County	19,682	18	17	1	0.86
Miamisburg	19,913	39	37	2	1.86
Ashland	20,410	34	27	7	1.32
Sidney	20,437	47	37	10	1.81
Chillicothe	21,670	58	47	11	2.17
Solon	22,830	65	47	18	2.06
Fairfield Township	22,956	25	23	2	1.00
Centerville	23,744	55	40	15	1.68
Wadsworth	24,058	40	31	9	1.29
Trotwood	24,435	35	33	2	1.35
Zanesville	25,346	99	59	40	2.33
Barberton	26,015	39	38	1	1.46
Troy	26,250	44	41	3	1.56
Wooster	26,615	50	43	7	1.62
Xenia	26,926	68	43	25	1.60
Shaker Heights	27,127	78	61	17	2.25
Miami Township, Montgomery County	29,188	44	41	3	1.40
Sylvania Township	29,754	60	43	17	1.45
North Royalton	30,177	50	36	14	1.19
Bowling Green	31,719	54	40	14	1.26
Mason	33,939	54	50	4	1.47



Police
Employee
Data

- Understanding there are some outliers (as reported by some agencies), of the 200 agencies reported on the list, we rank at **191** out of the **200** when it comes to providing full-time officers per 1000 population.



Whichever
Data
Utilized

- We rank at **191** out of the **200** per 1000 population
- Per capita approach: **1.8 – 2.6 = 41.4 to 59.8** per 1000 population
- Most accurate formula used in 2017: **10,785** total calls/**371.89** calls per officer/month = **28** call takers
- 2021: **13,247** total calls/**371.89** calls per officer/month = **35.6** call takers



Question?